

Please stick your  
candidate label **INSIDE** this box



# Anglia Examinations

ESOL International


## First Step Level


### Listening Examination

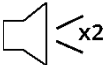
Paper Number: **Sample 3**


Exam Date:


### Candidate Instructions:


- 

Make sure you have the correct candidate label in the box above.
- 

Use a black PEN. Do **NOT** use a pencil.
- 

You will hear each part of the recording **twice**.
- 

You must **NOT** bring paper or books into the examination.
- 

Answer ALL the questions clearly in the space provided.
- 

Do **NOT** use correcting fluid. If you make a mistake, please cross out your answer neatly.

**You must ask any questions now as you cannot speak during the test.**

Each of the sections carries the following number of marks:

L1 [10]	L2 [20]
For Examiner's Use Only:	

Listening Total [30]

Marker's ID

Section L1 (10 marks)  
Listen to the words. Tick (✓) the box. There is one example.

Marks  
Awarded


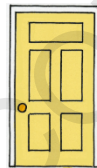

1.

☒☐☐☐

2.

☐☐☐☐

3.

☐☐☐☐

4.

☐☐☐☐

5.

☐☐☐☐





6.

☐☐☐☐





Section L2 (20 marks)  
Listen and tick (✓) the correct box. There is one example.

Marks  
Awarded





A.

			
<input checked="" type="checkbox"/>	<input type="checkbox"/>	<input type="checkbox"/>	<input type="checkbox"/>


B.

			
<input type="checkbox"/>	<input type="checkbox"/>	<input type="checkbox"/>	<input type="checkbox"/>


C.

			
<input type="checkbox"/>	<input type="checkbox"/>	<input type="checkbox"/>	<input type="checkbox"/>

D.



E.



F.

